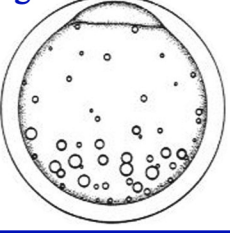
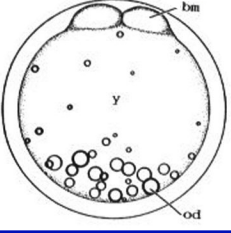
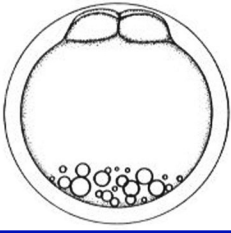
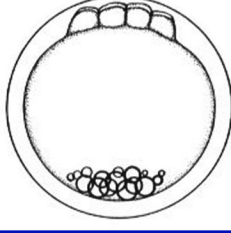
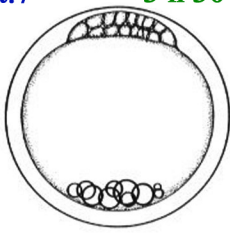
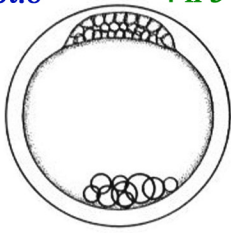
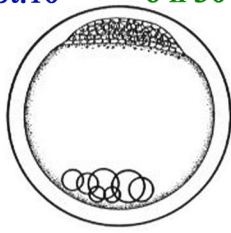
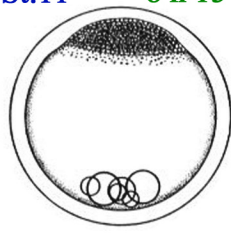
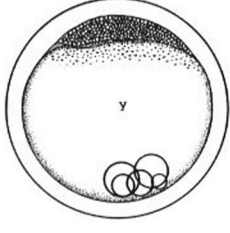
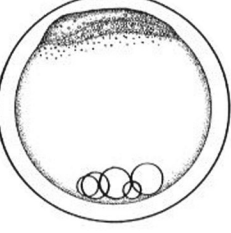
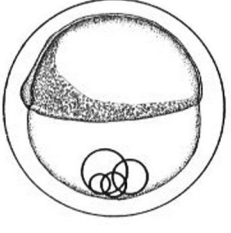
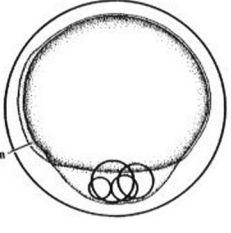
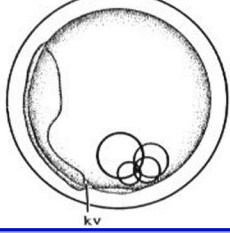
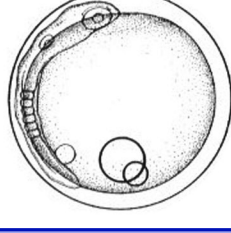
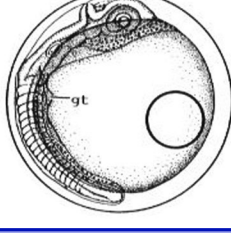
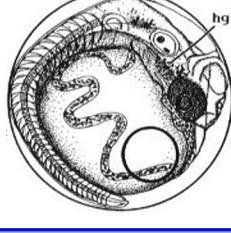




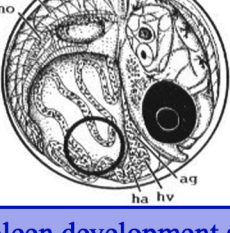

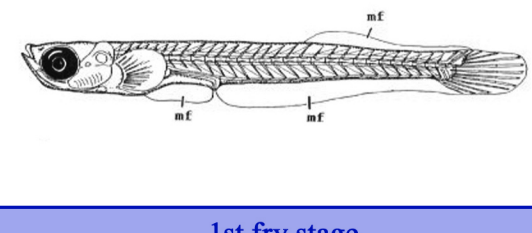


Medaka (*Oryzias latipes*)

Stages of Normal Development in the Medaka *Oryzias latipes*

Stage 2 60 min 	St.3 65 m 	St.4 1 hr 45 m 	St.5 2 h 20 m 
Blastdisc stage	2 cell stage	4 cell stage	8 cell stage
St.7 3 h 30 m 	St.8 4 h 5 m 	St.10 6 h 30 m 	St.11 8 h 15 m 
32 cell stage	Early morula stage	Early blastula stage	Late blastula stage
St.12 10 h 20 m 	St.13 13 hr 	St.15 17 h 30 m 	St.16 21 hr 
Pre-early gastrula st.	Early gastrula stage	Mid gastrula stage	Late gastrula stage
St.17 1 day 1 hr 	St.21 1 d 10 h 	St.25 2 d 2 h 	St.30 3 d 10 h 
Early neurula st.	6 somite stage	18-19 somite stage	35 somite stage
St.32 4 d 5 h 	St.34 5 d 1 h 	St.36 6 days 	St.37 7 days 
Somite completion st.	Pectoral fin blood circulation stage	Heart development st.	Pericardial cavity formation stage
St.38 8 days 	St.39 9 days 	St.40 10 days 	
Spleen development st.	Hatching stage	1st fry stage	